

AUTOMATING MARKET INTELLIGENCE

By

Robotic Online Intelligence Ltd (ROI)

Hong Kong, June 2020

Robert Ciemniak | Founder-CEO | Robotic Online Intelligence Ltd
<http://www.roboticonline.ai> | robert@roboticonline.ai | +852 662 95 850

Your speaker:



Robert Ciemniak
Founder-CEO

21+ Years of Experience

Financial Markets + Technology +
Business

Thomson Reuters: 13 years

HK Entrepreneur: 8 years

Real Estate Foresight Ltd (2012)

In HK since 2009



Company Background

ROI helps clients save research time and identify significant market developments through automation of market intelligence on an enterprise SaaS platform

- Enterprise clients in the US, Hong Kong, mainland China, Singapore
- Proven value for data and research companies, investment managers, publishers, media
- Founded in 2017 in Hong Kong
- Origins in the research business Real Estate Foresight (2012)
- Joined Cyberport Incubation Programme in 2019

Greater Bay Area Intelligence

Click [here](#) for the PDF version with more headlines, key themes and entities highlights

 **Greater Bay Area | 大湾区**
 Robotic Intelligence - Select News From The Top 72 Hours
 Powered by Robotic Intelligence Ltd. © 2019 Robotic Intelligence Ltd.

PROPERTY MARKET

- 1) 南沙34亿挂牌黄埔综合地块+地面积积11万平米
 Nansha's 3.4 billion listed Huangpu complex plot has a land area of over 110,000 square meters
 Found on June 16, 2020 | Source: 观点网 (guandian.cn) [24h](#) | [view on Google](#)
- 2) 宝安中心区作为前海的核心居住区域，其优越的地理位置与完善的各种配套一直受到“大购房者”的青睐。最近前海一直都有什么新的楼盘入市，导致宝安中心区一手房价一路飙升。
 As the core residential area of Qianhai, Bao'an Central District has always been favored by the majority of buyers due to its superior geographical location and perfect various supporting fa...
 Found on June 16, 2020 | Source: 房产信息网 (news.sohome.com) [24h](#) | [view on Google](#)
- 3) 福海花园地块规划调整，番禺大桥将建51层高住宅
 Hongf Garden plot planning adjustment, Panyu City Bridge will build 51-storey residential
 Found on June 16, 2020 | Source: 广州日报 (news.dayoo.com) [24h](#) | [view on Google](#)
- 4) 最近，深圳改消息不断，有房源被曝出“借楼改租约炒价”，一些有楼改/旧改楼业主加价卖房，今年一季度涨幅6%，八月份二手房均价2.0%。很多购房者发现，其实，there has been constant news of Shenzhen sheng reform. Some houses have been exposed to "bomove" the concept of ahead reform hype prices. Some shed reform/old reform concepts have se...
 Found on June 16, 2020 | Source: 房产信息网 (news.sohome.com) [Date](#) [24h](#) | [view on Google](#)
- 5) 深圳一二手房价格倒挂，近20个楼盘7月将入市缓解供需矛盾
 The price of a second-hand housing in Shenzhen is upside down
 Found on June 16, 2020 | Source: 澎湃新闻 (thepaper.cn) [24h](#) | [view on Google](#)
- 6) 一二手房价格倒挂 深圳新房市场继续流动
 The price of a second-hand housing is upside down
 Found on June 16, 2020 | Source: 中国房地产网 (cnreid.com) [24h](#) | [view on Google](#)
- 7) 6月17日出让的2020WR017号中堂地块是今年中堂挂牌出让的最后一起商住用地，与广州湾城属区域相连。【地块信息】2020WR017号建设用地位于中堂镇...
 The Zhongtang plot of 2020WR017, which was sold on June 17, is the last commercial and residential land to be sold by Zhongtang this year. It is just across the river from Zengcheng in Guang...
 Found on June 16, 2020 | Source: 房产信息网 (news.sohome.com) [24h](#) | [view on Google](#)

DEVELOPERS

- 1) 海珠世茂滨江天悦湾，在售户型区235-294㎡，价格尚未公布
 Haizhu Shimoai Pearl River Swan Bay is in the sales area of 235-294㎡. Price has not been announced

Deployment Case #2

Covid-19 Impact Tracker

R COVID-19 Global Impact Tracker on Signallium™

Search by Keywords ? 🔍 🌐

Tweets Web My Vault

SEARCH FOR VACCINE AND CURE
Frances Ryan There's a hidden crisis threatening lives alongside Covid-19: the lack of routine treatment
Found on 2020/06/17 (GMT) Source: theguardian.com

LATEST DATA
Brazil's coronavirus death toll tops 45,000, infections top 900,000 **Brazil**
Found on 2020/06/17 (GMT) Source: dailyfinland.fi

BUSINESS IMPACT
Domestic travel set to take a centrestage in India post Covid-19 lockdown **India**
Found on 2020/06/17 (GMT) Source: hindustantimes.com

BANS AND RESTRICTIONS
China shares end nearly flat on Beijing's movement curbs to contain fresh virus cases **China**
Found on 2020/06/17 (GMT) Source: reuters.com

SEARCH FOR VACCINE AND CURE
Sinopharm jumps most in 5 years on Covid-19 vaccine results
Found on 2020/06/17 (GMT) Source: hindustantimes.com

LATEST DATA
Why did Mumbai's Covid-19 death toll jump? **India**
Found on 2020/06/17 (GMT) Source: hindustantimes.com

BUSINESS IMPACT
NewNursing home told families hospital wouldn't accept sick residents during pandemic. That wasn't trueThe long-term care home where more people have died during the coronavirus pandemic than anywhere else in Ontario is facing new scrutiny.Katie PedersenCanada | June 17
Found on 2020/06/17 (GMT) Source: cbc.ca

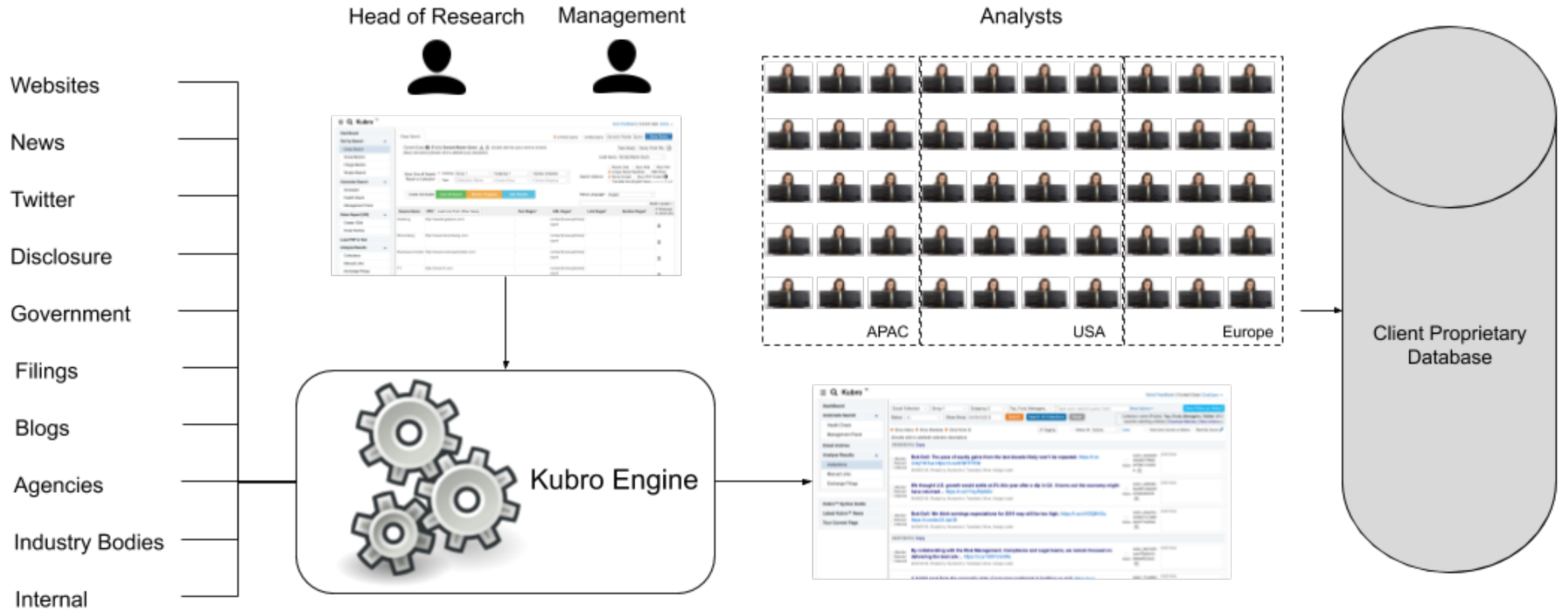
BUSINESS IMPACT **# BANS AND RESTRICTIONS**
NewAir Canada apologizes after barring passenger from flying to U.S. to see terminally ill husbandAir Canada apologized to B.C. passenger Mayette Musclow after it barred her from flying to Cleveland last month to visit her terminally ill husband. The airline said the mishap occurred due to a misinterpretation of complex border restrictions during the COVID-19 pandemic. Sophia HarrisBusiness | June 17 | **Canada** **United States**
Found on 2020/06/17 (GMT) Source: cbc.ca

© 2019-2020 Robotic Online Intelligence Ltd. Terms & Privacy Policy



Deployment Case #3

Global Data Company Department



Deployment Case #4

Cryptocurrencies

The screenshot displays the TheTie Crypto SigDev interface, which is a dark-themed dashboard for cryptocurrency news and events. The top navigation bar includes 'TheTie', 'TWITTER', 'SIGDEV', 'TRENDS', 'COINS', and 'ALERTS'. Below this, there are tabs for 'Individual Feeds', 'Aggregate Feed', and '+ Add a Feed', along with options to 'Collapse All Feeds', 'Share Layout', and 'Reorder Feeds'. The main content area is divided into several sections: 'Headlines from Crypto Publi...', 'Updates Directly from Crypt...', 'SEC Filings', 'Updates Directly from Excha...', and 'SigDevs from Crypto Sources'. Each section contains a list of news items with titles, timestamps, and source links. A central overlay box titled 'Event Coverage' lists various types of events: Forks, Token Burns, Airdrops, 51% Attacks, Exchange Listings, Funding Rounds, Mergers and Acquisitions, Employment Changes, Partnership, Announcements, Regulatory Rulings, and more.

Event Coverage

Includes:

- Forks
- Token Burns
- Airdrops
- 51% Attacks
- Exchange Listings
- Funding Rounds
- Mergers and Acquisitions
- Employment Changes
- Partnership
- Announcements
- Regulatory Rulings
- and more.

thetie.io

THE TIE CRYPTO SIGDEV™

Access market-moving information faster

The TIE's **Crypto SigDev™** is the fastest and most comprehensive way to stay on-top of the rapidly-changing and global cryptocurrency market.

Deployment Case #5

Tracking and Mining Exchange Filings (SEC)

The screenshot displays the Kubro™ web application interface, which is used for tracking and mining exchange filings (SEC). The interface is divided into several sections:

- Left Sidebar:** Contains navigation links for Home, Dashboard, Set Up Search, Deep Search, Social Monitor, Filings Monitor (highlighted with a red circle), Simple Search, Automate Search, Scheduler, Discovery, Health Check, Management Panel, Robo Report [RR], Create / Edit, Email Archive, RR AI Tagging, Load PDF & Text, Disclosure Mining, Mining SEC Filings, SEC Keywords Search, Company Websites, and Analyse Results.
- Top Section:** Titled "Add/ Edit Filing Monitor". It includes fields for Exchange Center (Choose Ex Center), Filing Types (Choose Filing Type), Companies (Please click "+" to add companies), and Keywords. There is also a "Save to Filing Collection" section with options for Existing (Choose Collection) and New (Collection Name).
- Bottom Section:** Titled "Existing Filing Monitors". It displays a table of existing filing monitors with columns for Collection Name, EX Name, and Filing Types. Below this, there is a "Move/ Delete Historical Filings" section with fields for Action, Collection, and To Collection.
- Right Panel:** Displays a list of filing records. Each record includes a filing number, company name, filing date, and a table of scores (C1, C2, C3, C4, C5). The records are sorted by date and include a "Copy" button for each entry.

The interface is designed to allow users to manage their filing monitors, search for specific filings, and analyze the results using various filters and scoring mechanisms.

Deployment Case #6

Automation of Research Production



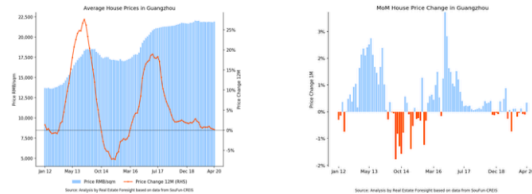
Guangzhou Report - May 2020

(Analysis by Real Estate Foresight based on data from SouFun-CREIS, NBS, Local Sources)

May 20, 2020
research@realestateforesight.com

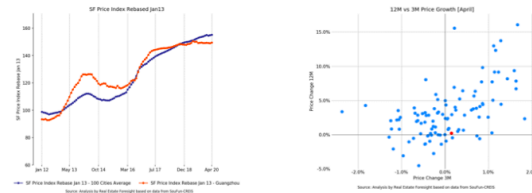
House Prices: SouFun-CREIS

In April, the house price growth based on the SouFun index for Guangzhou was +0.2% year-on-year, compared to +0.3% in March. On a sequential month-on-month basis, +0.34% in April compares with -0.11% in March, moving the 3-month rate to +0.15% vs -0.07% in March.



Guangzhou's house price growth for April ranks #77 on a year-on-year basis and #41 on a 3-month basis among the 100 cities (see the scatter chart below).

For the longer-term view, when re-based to January 2013, the house prices in Guangzhou have grown cumulatively by +49.5% to April 2020, compared to the increase in the average for 100 cities of +55.2% over the same period.



Over the past 5 years, Guangzhou experienced the biggest changes in SouFun-CREIS 12-month price growth (rank and growth rate) over any 6-month period in the following periods:

PERIOD	From	To	From	To
PERIOD	Jan 2015	Jan 2018	#60	#3
Change in %	Jan 2015	Jan 2017	+4.3%	+17.2%
Growth	Jan 2015	Jan 2017	+4.3%	+17.2%

Private & Confidential - For Clients Internal Use Only. Terms & Disclaimers Apply. © 2020 Real Estate Foresight Ltd.

Page 1 of 12

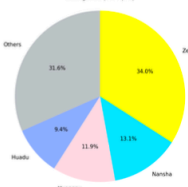


Guangzhou Report - May 2020

May 20, 2020
research@realestateforesight.com

District Level Prices and Volumes

Contribution of 12M Rolling Sales Volume by District in Guangzhou (Till April)



In Guangzhou, Zengcheng was the largest contributor (34.0%) to the overall GFA sales volumes in the past 12 months till April, followed by Nansha at 11.1% and Huangpu at 11.9%, among the 11 districts we cover with sufficient available data. The top three districts together account for 59.1% of the total for all districts.

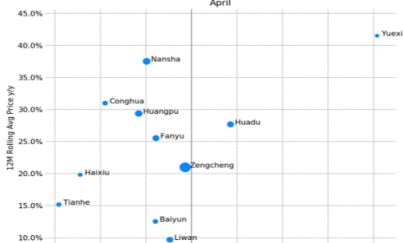
Rank of districts in Guangzhou on multiple metrics among 166 districts in 22 cities

	12M Rolling Sales Volume	12M Rolling Price	12M Rolling Price Growth	12M Rolling Price Growth
Beiyun	54	97	100	26
Guangzhou	10	124	108	17
Fanyu	10	96	140	92
Huadu	29	150	63	42
Huadu	16	44	109	24
Huangpu	13	111	137	49
Lianxi	88	89	96	171
Nansha	9	100	109	113
Tianhe	46	104	25	62
Yuexiu	3	4	105	119
Zengcheng	26	75	47	146

On a 12m rolling basis, amongst 11 districts in Guangzhou (with available price and volume data), Yuexiu and Nansha performed best in terms of average price growth at +41.5% and +37.5%, respectively. On GFA volume growth, Yuexiu and Huadu were best performers with +81.5% and +17.2%, respectively. Yuexiu was overall the strongest district, outperforming others on both price AND volume growth, +41.5% and +81.5%, respectively.

The table below shows how Guangzhou's districts rank against 165 other districts across 22 major cities in China on select price and volume growth metrics (see our Quantifiable(TM) analytics for more). Yuexiu, with the strongest 12-month price growth among Guangzhou's districts, ranked #3 among 165 districts.

Price Growth vs Volume Growth by District in Guangzhou - April



Sources: Analysis by Real Estate Foresight based on data from SouFun-CREIS

Private & Confidential - For Clients Internal Use Only. Terms & Disclaimers Apply. © 2020 Real Estate Foresight Ltd.

Page 5 of

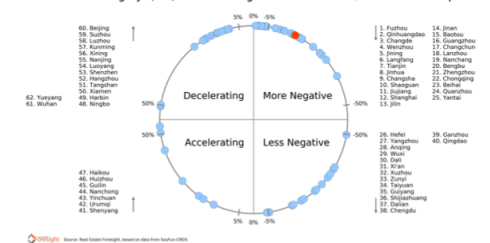


Guangzhou Report - May 2020

May 20, 2020
research@realestateforesight.com

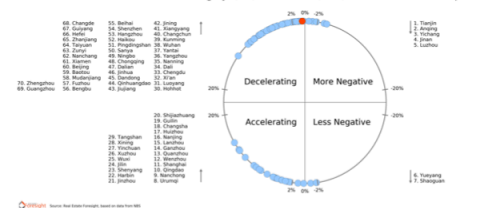
The China Housing Eye (TM) - Prices and Volumes

The China Housing Eye(TM) - 12M Rolling Volume Growth Y/Y Mar2020 vs Apr2020



Sources: Real Estate Foresight based on data from SouFun-CREIS

The China Housing Eye(TM) - 12M Price (NBS) Growth Mar2020 vs Apr2020



Sources: Real Estate Foresight based on data from NBS

Private & Confidential - For Clients Internal Use Only. Terms & Disclaimers Apply. © 2020 Real Estate Foresight Ltd.

Page 7 of 12

4 sample pages, from a 12-page auto-generated report about Guangzhou real estate market



Guangzhou Report - May 2020

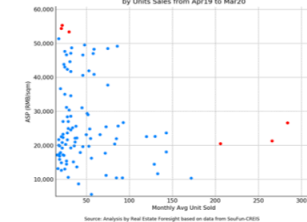
May 20, 2020
research@realestateforesight.com

Top 100 Projects - Prices and Volumes

We look at the top 100 projects by unit sales over 12M from Apr19 to Mar20. The top 3 projects by ASP achieved average prices in RMB/sqm of 55,240 & 54,328 & 53,322. The top 3 projects by monthly average unit sales were selling 284 & 266 & 206 units per month on average.

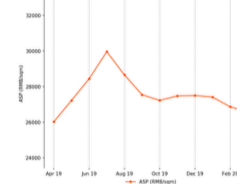
The average ASP across the top 100 projects over the same period was 26,582 (median: 22,557) and the average of the monthly units sold was 53 (median: 34).

ASP vs Monthly Average Unit Sales for the Top 100 Projects by Units Sales from Apr19 to Mar20



Sources: Analysis by Real Estate Foresight based on data from SouFun-CREIS

Average Price of the Top 100 Projects from Apr19 to Mar20



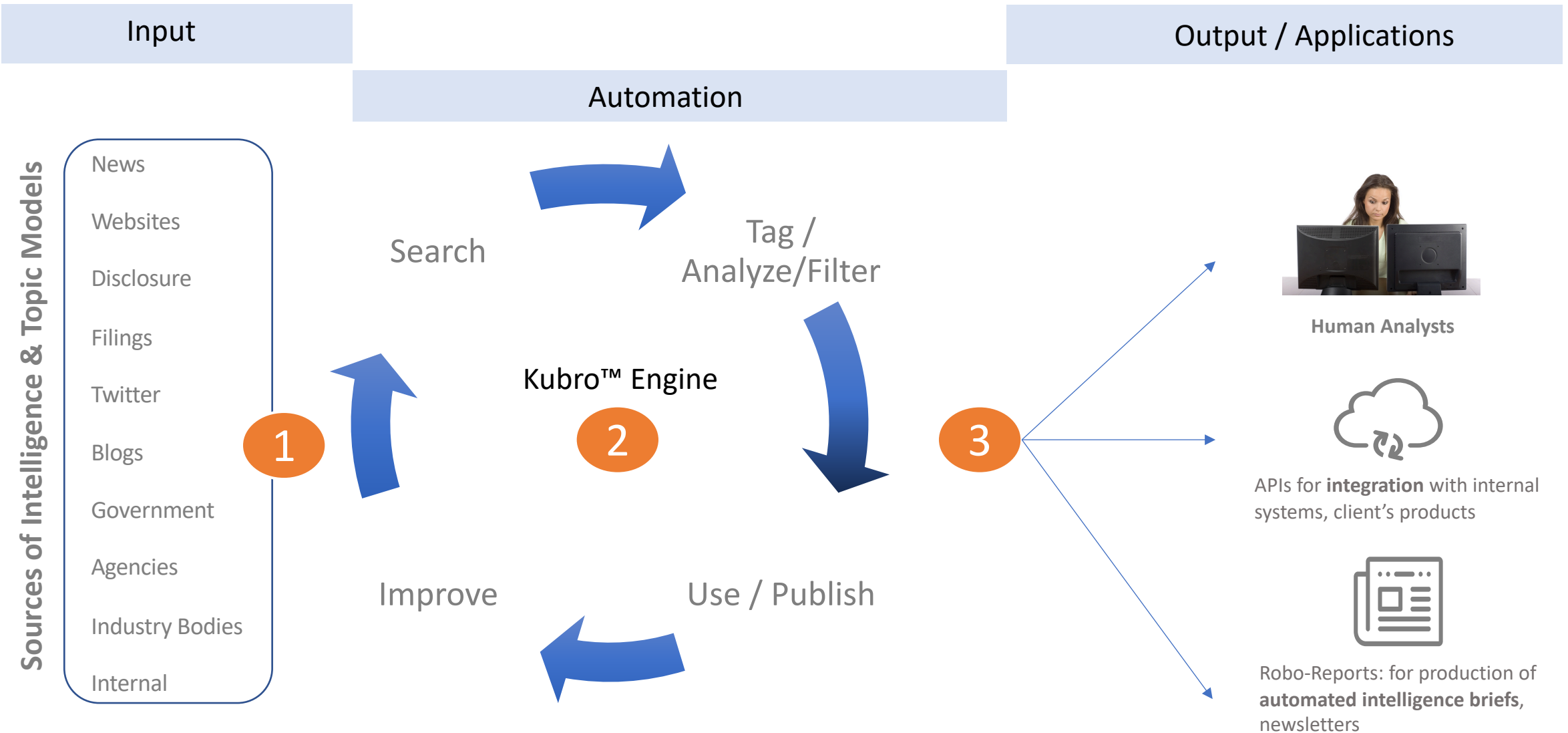
Average Price of the Top 100 Common Projects from Apr19 to Mar20



Private & Confidential - For Clients Internal Use Only. Terms & Disclaimers Apply. © 2020 Real Estate Foresight Ltd.

Page 8 of 12

How It Works



Features & Capabilities



Cloud-based **crawling engine**, any language, no coding skills required



Extensive **tagging, clustering and metadata** management system

AI

AI powered classification with neural networks, integrated with data labeling toolkit



Enterprise admin, user management, usage and user reporting (via API)



Relevance scoring system at multiple levels, via keywords, phrases and regular expressions (Regex)



APIs ready for **integration** with internal systems, client's products



Robo-Reports: for production of **automated intelligence briefs**, newsletters

What Is Unique?



An integrated solution **for data and research firms**, caring for analyst workflow



Focus on customization



Any language, any domain, no coding skills required



We are clients too - built this for our research business first

Open Access Showcases

Click on the links or scan the code for direct access (robo-briefs require email address)



<https://www.signallium.com/qr/access.php?type=covid>

Covid-19 Global Impact Tracker



<https://www.signallium.com/qr/access.php?type=gba>

GBA Intelligence (on Signallium™)



<https://ref.kubrosearch.com/request/signup.php?form=china>

Daily EN Robo-Brief on China



<https://ref.kubrosearch.com/request/signup.php?form=cp>

Daily CN Brief on China Property

robert@roboticonline.ai